FREE BONUS PACK

Printable games and cards for
Reading Fluency & Comprehension Strips

1st Grade · Ages 6-7



Read it. Read it again. Show what it means.

Three Dot Readers

by Molly Ashcombe

For Grown-Ups

Start here

Thank you for reading with your child. These printables go with the book and use only words from the book, level by level. Use them as a warm-up before a level, as a game after one, or on a day your child wants something new.

The same routine as the book: read it 3 times and color one dot for each read. The dots on every card and strip work the same way.

What's inside

- **Heart Word Cards** page 3
  All 33 Heart Words from Levels 1-9, color-coded by level.
- **Read & Match** page 5
  Four pages from Levels 1, 4, 5 and 7. Read, then draw a line.
- **Memory Match** page 9
  Level 4 word cards and picture cards for a matching game.
- **Story Scramble** page 11
  Three book stories cut into strips to put back in order.
- **Bookmarks** page 14
  Four bookmarks with the read-it-3-times dots.
- **Answer Key** page 15
  Answers for Read & Match and Story Scramble.

Printing tips
Print on US Letter paper, single-sided, at 100% ("Actual size"). Card stock makes the cards last longer. Children can color the dots with a crayon or put a sticker on each one. Grown-ups do the cutting.

© 2026 Molly Ashcombe. You may print copies for your own child or class.

Heart Word Cards

Say it. Spell it. Read it 3 times and color a dot.

Level 1 **the** ○○○	Level 1 **I** ○○○	Level 1 **see** ○○○
Level 1 **look** ○○○	Level 1 **here** ○○○	Level 1 **to** ○○○
Level 1 **wants** ○○○	Level 2 **they** ○○○	Level 2 **what** ○○○
Level 2 **go** ○○○	Level 2 **down** ○○○	Level 3 **have** ○○○
Level 3 **too** ○○○	Level 4 **she** ○○○	Level 4 **gives** ○○○
Level 4 **day** ○○○	Level 5 **by** ○○○	Level 6 **no** ○○○

Grown-ups: cut on the dashed lines.

Heart Word Cards

Say it. Spell it. Read it 3 times and color a dot.

Level 6 **there** ○○○	Level 6 **are** ○○○	Level 6 **does** ○○○
Level 6 **his** ○○○	Level 6 **little** ○○○	Level 6 **purple** ○○○
Level 7 **all** ○○○	Level 8 **says** ○○○	Level 9 **you** ○○○
Level 9 **your** ○○○	Level 9 **put** ○○○	Level 9 **from** ○○○
Level 9 **of** ○○○	Level 9 **wear** ○○○	Level 9 **laugh** ○○○
My own word:	My own word:	My own word:

Grown-ups: cut on the dashed lines.

Read & Match: Sh, Ch, Th, Wh, Ck

Level 1

Read it 3 times and color the dots. Draw a line to the picture.

a chick ○○○	•	• 
a wheel ○○○	•	• 
a ship ○○○	•	• 
a bench ○○○	•	• 
a thumb ○○○	•	• 

Read & Match: Magic E

Level 4

Read it 3 times and color the dots. Draw a line to the picture.

a rose ○○○	•	• 
a wave ○○○	•	• 
a cane ○○○	•	• 
a rope ○○○	•	• 
a rake ○○○	•	• 

Read & Match: Vowel Teams

Level 5

Read it 3 times and color the dots. Draw a line to the picture.

Nia sees a bow. ○○○	•	• 
I see teeth. ○○○	•	• 
Nia sees a pail. ○○○	•	• 
I see a goat. ○○○	•	• 
Look at a window. ○○○	•	• 

Read & Match: He, She, They

Level 7

Read it 3 times and color the dots. Draw a line to the picture.

He is waving. ○○○



He is running. ○○○



She is reading. ○○○



He is sitting. ○○○



She is singing. ○○○



Memory Match: Magic E

Level 4 · Word cards

Cut out both sheets. Turn all cards face down. Find a word and its picture!

a cane ○○○	a can ○○○	a tube ○○○
a flute ○○○	a pine ○○○	a rope ○○○
a cap ○○○	a gate ○○○	a stove ○○○
a cone ○○○	a cape ○○○	a robe ○○○

Grown-ups: cut on the dashed lines.

Memory Match: Magic E

Level 4 · Picture cards

Cut out both sheets. Turn all cards face down. Find a word and its picture!















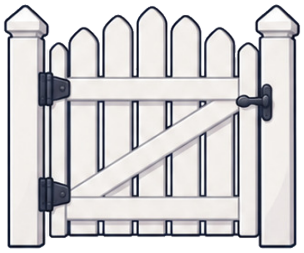









Grown-ups: cut on the dashed lines.

Story Scramble: The Ship in the Bath

Level 1 story

Cut the strips apart. Put the story in order. Read it 3 times!



☐	Splash! The fish is in the bath.	○○○
☐	He puts the ship in the bath.	○○○
☐	Now Biscuit is wet and Theo is wet.	○○○
☐	He wants to catch it!	○○○
☐	Biscuit sees the ship.	○○○
☐	Nia has a shell and a fish.	○○○
☐	Theo has a toy ship.	○○○

Write 1, 2, 3 … in the boxes, or glue the strips on paper in order.

Story Scramble: The Cake

Level 4 story

Cut the strips apart. Put the story in order. Read it 3 times!



☐	Nia gets a kite and a cape.	○○○
☐	Mom makes a cake.	○○○
☐	She puts on the cape.	○○○
☐	Biscuit wants the cake!	○○○
☐	It is Nia's big day.	○○○
☐	Nia gives him a bone.	○○○
☐	Theo puts a rose on the plate.	○○○

Write 1, 2, 3 … in the boxes, or glue the strips on paper in order.

Story Scramble: Not the Hat!

Level 6 story

Cut the strips apart. Put the story in order. Read it 3 times!



☐	It is not Nia's hat.	○○○
☐	Theo runs to get it.	○○○
☐	Biscuit has a hat.	○○○
☐	It is not his hat.	○○○
☐	He hides the hat under the bed.	○○○
☐	It is Theo's blue hat!	○○○
☐	Biscuit does not stop.	○○○

Write 1, 2, 3 … in the boxes, or glue the strips on paper in order.

Three Dot Bookmarks

Cut out and keep your place



Read it.
Read it again.
Show what it means.

1 read = 1 dot

Three Dot Readers



Read it.
Read it again.
Show what it means.

1 read = 1 dot

Three Dot Readers



Read it.
Read it again.
Show what it means.

1 read = 1 dot

Three Dot Readers



Read it.
Read it again.
Show what it means.

1 read = 1 dot

Three Dot Readers

Grown-ups: cut on the dashed lines.

Answer Key

For grown-ups

Read & Match

Pictures are numbered 1-5 from the top.

Level 1: Sh, Ch, Th, Wh, Ck

a chick	**picture 2**
a wheel	**picture 5**
a ship	**picture 4**
a bench	**picture 3**
a thumb	**picture 1**

Level 4: Magic E

a rose	**picture 4**
a wave	**picture 1**
a cane	**picture 5**
a rope	**picture 3**
a rake	**picture 2**

Level 5: Vowel Teams

Nia sees a bow.	**picture 3**
I see teeth.	**picture 5**
Nia sees a pail.	**picture 4**
I see a goat.	**picture 2**
Look at a window.	**picture 1**

Level 7: He, She, They

He is waving.	**picture 2**
He is running.	**picture 4**
She is reading.	**picture 1**
He is sitting.	**picture 5**
She is singing.	**picture 3**

Story Scramble

Box numbers, top to bottom, in the book's order. Any order that makes sense is fine too.

Level 1: The Ship in the Bath — **boxes from the top: 4, 2, 7, 6, 5, 3, 1**

Level 4: The Cake — **boxes from the top: 4, 2, 5, 6, 1, 7, 3**

Level 6: Not the Hat! — **boxes from the top: 3, 5, 1, 2, 7, 4, 6**

Memory Match

Each word card has one picture card with the same word.

